

Woodlea Front Garden Packages

Selecting your front garden package

To welcome our residents in style, each home purchased includes a complimentary front garden package in the contract.

2

Four wonderful garden palettes are yours for the choosing, ranging from:

- 1 Contemporary**
- 2 Classic**
- 3 Woodland**
- 4 Herb**

Select the front garden package that best suits you, and help create a visually consistent streetscape you can be proud of.

Simon Smith, Director of MDG Landscape Architects has used the existing and striking natural surrounds of Woodlea to inspire the design and arrangement of individual neighbourhoods and public spaces.

Front garden process

We want to make sure that choosing your front garden package is a carefree and exciting one, so we've made a few simple steps to ensure you get the front garden that complements your new home at Woodlea.

1

Submit images to Home Inspection Team

Once your home is complete and you have received your Certificate of Occupancy, you will receive an email containing an online form. Please include images of your fence/gate, driveway, letter box & front facade to demonstrate completion.

2

Site inspection

Your home will then be reviewed by the home inspection team to ensure it complies with your approved plans as well as Woodlea's design guidelines

3

3

Submit front garden selection

Once your home is approved an email with an online form will be sent to select your preferred front garden package.

4

Your front garden is complete & gardening guide provided

Our team of landscaping experts will install your brand new front garden package within 1-4 weeks (of your front garden selection) and provide you with gardening information to assist you with maintaining your garden.

1 Contemporary




4

Warm plant images




Aloe Vera Matapouri Bay Creeping Boobialla Dwarf Kangaroo Raw



Callistemon White Anzac Native Pigface Wynyabbie Gem Westringia

Cool plant images



Agave Gymea Lilly Hiryu Camellia Silver Ball




Dwarf Acacia Correa Alba Blue Chalk Sticks Purple Flag

Warm materials



Tuscan Aggregate Gravel Random Porphyry Steppers

Cool materials



Crushed Granite Granite Stone Steppers

Available in both warm and cool plant and paving palettes, this is the perfect accent for a truly modern home. Choices include everything from Dwarf Acacia to the Gymea Lilly and gorgeous Hiryu Camellias. Pebbles, steppers and gravels are included. **Customers can choose between natural turf or toppings.**

Note: Plant images are for indicative purposes only. Should the nominated species become unavailable a suitable replacement will be made. Plants are delivered by Woodlea. Nature strip works not included. Porch and driveway not included. Package only includes materials as shown in this palette. Indicative layout only, there may be some variability to designs based on lot width and setback. Variation to packages will not be permitted.

- Informal layout
- Native and Exotic species
- Plants vary by Warm & Cool colour palette



2 Classic



Frontage up to 18m



Frontage greater than 18m

Warm plant images



Laurustinus Gardenia Clivia Springtime Indian Hawthorn



Evergreen Giant Liriope White Flower Carpet Rose

Cool plant images



Choisya Mock Orange Evergreen Giant Liriope Dwarf Box



Lamb's Ears Mondo Grass Winter Daphne

Warm materials



Tuscan Aggregate Gravel Random Porphyry Steppers

Cool materials



Lilydale Toppings Gravel Granite Stone Steppers

Formal layout

Traditional and Floral species

Plants vary by Warm & Cool colour palette

Available in both warm and cool plant and paving palettes, this beautiful garden will stand the test of time. Some of your favourite traditional and flowering varieties are provided here. The packages include pretty White Flower Carpet Roses, Gardenias, and Winter Daphne. Pebbles, steppers and gravels are included. **Customers can choose between natural turf or toppings.**

Note: Plant images are for indicative purposes only. Should the nominated species become unavailable a suitable replacement will be made. Plants are delivered by Woodlea. Nature strip works not included. Porch and driveway not included. Package only includes materials as shown in this palette. Indicative layout only, there may be some variability to designs based on lot width and setback. Variation to packages will not be permitted.

3 Woodland



Warm plant images




Pincushion Protea Superb Grevillea Silver Bush Flamin Flax



Correa Alba Meema Fine Leaf Spiny Headed Mat Rush

Cool plant images



Leucodendron 'Inca Gold' Coastal Correa Creeping Boobialla Birthday Candles Banksia




Wynyabbie Gem Westringia Dwarf Acacia Fine Leaf Spiny Headed Mat Rush

Warm materials



Tuscan Aggregate Gravel Random Porphyry Steppers

Cool materials



Crushed Bluestone Gravel Random Bluestone Steppers Tynong Toppings

Available in both warm and cool plant and paving palettes, the Woodland Garden is drought-resistant and hardy. Embrace the indigenous surrounds of Woodlea with plants such as Banksias, Grevilleas, and Silver Bush, depending on the palette you select. Nearby heritage sites such as the historic ruins of the Rockbank Inn are truly brought home when you choose stylish bluestone gravel and steppers (included). **Customers can choose between natural turf or toppings.**



Relaxed layout



Mainly drought hardy native species



Plants vary by Warm & Cool colour palette

Note: Plant images are for indicative purposes only. Should the nominated species become unavailable a suitable replacement will be made. Plants are delivered by Woodlea. Nature strip works not included. Porch and driveway not included. Package only includes materials as shown in this palette. Indicative layout only, there may be some variability to designs based on lot width and setback. Variation to packages will not be permitted.

4 Herb



7

Warm plant images



Bay Laurel Rosemary Bush White Sage Salvia 'Mystic Spires'



Oregano Common Chives Echinacea purpurea 'Pow Wow White'

Cool plant images



Brush Cherry Dwarf Meyer Lemon English Lavender Salvia 'Mystic Spires'



Thyme Society Garlic

Warm materials



Tuscan Aggregate Gravel Random Porphyry Steppers

Cool materials

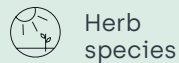


Crushed Bluestone Gravel Random Bluestone Steppers

Available in both warm and cool plant and paving palettes, this is the perfect choice for those who wish to grow ingredients from their very own garden. Choices include everything from Rosemary, Lavender, Thyme, Chives and Oregano. Pebbles, steppers and gravels are included. **Customers can choose between natural turf or toppings.**

Note: The installation of the raised herb garden vege pod depends on whether the front garden is on a relatively flat grade (to be assessed and approved by Woodlea). No irrigation connection is permitted for raised herb garden vege pods. If the grade is too steep, an in-ground herb garden can be installed with a timber edge and irrigation connected to it (residents will not receive a raised herb garden vege pod in this instance).


Plant images are for indicative purposes only. Should the nominated species become unavailable a suitable replacement will be made. Plants are delivered by Woodlea. Nature strip works not included. Porch and driveway not included. Package only includes materials as shown in this palette. Indicative layout only, there may be some variability to designs based on lot width and setback. Variation to packages will not be permitted.




Which feature tree?

Each of the front garden packages come with a feature tree. Feel free to select your own, or leave it to our landscaping experts to match the best suited tree to your package and home.

Typical contemporary tree



Dwarf Red Flowering Gum



Crabapple



Silver Princess




Kanooka

Typical classic tree




Pyrus Betulaev 'Southworth'



Dwarf Bull Bay Magnolia

Typical herb tree



Dwarf Olive



Lemon Myrtle



Meyer Lemon


Typical woodland tree



Corymbia 'Baby Orange'



Crepe Myrtle



Agonis Lemon and Lime



Silver Banksia

FAQS

Where can I send my Certificate of Occupancy?

As you progress through your build journey, our team will email you a link to book final inspection of your new home. You will be asked to upload a copy of your certificate of occupancy, along with images of your fence/gate, driveway, letter box and front façade. Once your home is assessed and compliant with estate guidelines, our team will book your front garden package in. You can also email woodlea.drp@woodlea.com.au for assistance or more information on the process.

When will Woodlea deliver my front garden?

Once our home inspection team have confirmed that your home has been built to the approved plans, it is anticipated front gardens will be delivered within 1-4 weeks. Timeframes will be subject to prevailing seasonal conditions and contractor availability.

Does our boundary fencing need to be installed?

Yes, we require your boundary fencing to be installed prior to your site inspection and commencement of front garden works. Please ensure your fencing meets the Woodlea Design Guidelines requirements.

Does our driveway need to be installed?

Yes, your driveway is required to be installed and inspected by our site inspection team prior to any works commencing. Please ensure your contractor has installed the 90mm PVC pipe underneath your driveway as per the Woodlea Design Guidelines. This is required for your front garden irrigation system.

Can we vary or change our front garden packages?

No, the packages cannot be varied. However our new residents are most welcome to add their own touch to their front gardens after landscape are complete.

Am I allowed synthetic turf?

No, fake/artificial turf is not compliant with estate design guidelines.

What turf/toppings can I use?

You can choose between natural turf or compacted gravel toppings.

Am I responsible for my naturestrip?

Yes. Four weeks after installation, and council issues practical completion on the naturestrip. The maintenance and care of the naturestrip will be the owners responsibility. This is inclusive of the side naturestrip along corner blocks.

Does our letterbox need to be installed?

Yes, we require your letterbox to be installed and inspected by our home inspection team prior to commencement of front garden works. Please ensure your letterbox meets the Woodlea Design Guidelines requirements.

How high do the trees grow?

Depending on the species and site conditions trees grow from 2-5m in height.

Do I need a retaining wall?

Depending on the difference between the floor level of your home and the adjacent street a retaining wall may be required to create a level platform around your lot. If this is the case the location, height and materiality will need to be submitted to our site review team as part of your building submission. If the retaining wall is required to extend into the front yard this will need to be installed prior to the delivery of a Woodlea Front Garden Package. Please note that the Woodlea Front Garden Package does not include the construction of a retaining wall and if it is not installed, a best fit scenario will be achieved or works will have to be delayed until any level issues are resolved which will require the submission of a plan to our plan review team for review and approval. Typical grades should not exceed 1:30 [3%] for a path, 1:8 [12%] for grass and garden beds 1:4 [25%].

Why does my block width and house setback need to be provided?

The block width and house setback needs to be provided so the contractors can provide you with a package that meets the Woodlea design guidelines. It is important that the permeable/impermeable areas are met once driveways are installed. What this means is that when a lot is greater than 18m in width a path to the front porch will be included, when a block is less than 18m in with a path will not be included.

woodlea.drp@woodlea.com.au



woodlea.com.au

1300 WOODLEA (1300 966 3532)

Woodlea Sales Hub | Open 7 days 10am – 5pm



Important Notice: While this document reflects proposed landscaping options at the time this document was created, it should be used as a general guide only and is simply an indication of the type of landscaping packages available. In particular, images, dimensions, sizes and areas, amenities, garden layouts, path locations and inclusions, plant appearance and size and other information contained in this document (Landscape Information) may change depending on a range of variable factors including, but not limited to, block width, setback and positioning, council building approvals and planning consents, market conditions, environmental and municipal requirements. As a result, the ultimate landscaping design included in a block will be determined by Leakes Road Rockbank Pty Ltd (Woodlea), and the garden layout depicted in this document and the Landscape Information may differ from your final landscaping layout. This document is not binding on Woodlea and is not intended to be relied upon. Woodlea does not accept any liability for any reliance upon this document or the Landscape Information. We recommend that, if you have any queries about the landscaping that will be included in your block, you confirm the proposed landscaping with us prior to landscaping works commencing by contacting woodlea.drp@woodlea.com.au.

Woodlea [Leakes Road Rockbank Pty Ltd] does not give any warranty or make any representations, expressed or implied, about the completeness or accuracy of any information in this document or provided in connection with it. All photographs, diagrams, drawings, plans or other graphics are indicative only and may not be exact or accurate. This document is not binding on Woodlea and is not intended to be relied upon. All persons should make their own independent inquiries as to the matters referred to in this document. Woodlea expressly disclaims any and all liability relating to, or resulting from, the use of, or reliance on, any information contained in this document by any persons.